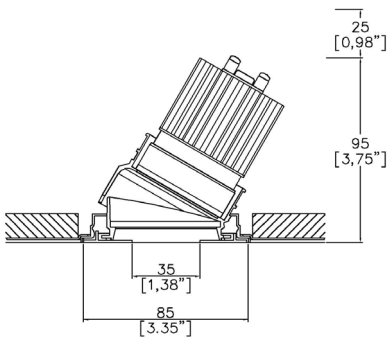


Mix85 Pinhole Accent Trimless

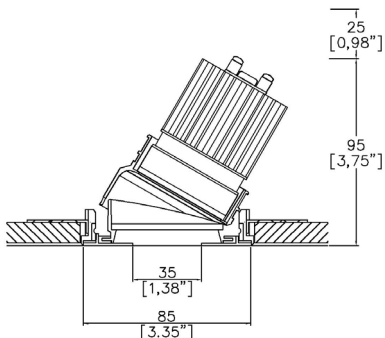
TM65.2	6kgCO2e
TM66	2.5 CEAM



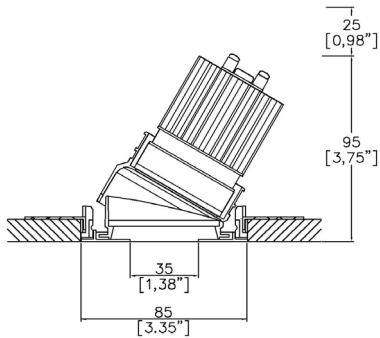
Ø85mm (3.35") overall trim. Ø35mm (1.38") aperture. 30° tilt in full rotation. Available with standard trim kit or 3 flush trim options, depending on ceiling type and finish. Family of matching products also available.



Mix85 Pinhole with Trimless Kit TL1 ⁽¹⁾ (front fitting, full skim)
Cut-out Ø90mm
Required depth height + 25mm.



Mix85 Pinhole with Trimless Kit TL2 ⁽¹⁾ (rear fitting, partial skim)
Cut-out Ø90mm
Required depth height + 25mm.



Mix85 Pinhole with Trimless Kit TL3 ⁽¹⁾ (rear fitting, solid ceiling)
Cut-out Ø86mm
Required depth height + 25mm.

LED Source	LED51/3	LED51/3	LED51/3	LED51/3
CCT	3000K	3000K	3000K	3000K
Drive Current	350mA	350mA	350mA	350mA
Power inc Driver	14.8W	14.8W	14.8W	14.8W
Beam Angle	SP (14°)	MF (20°)	FL (32°)	WFL (49°)
Delivered Lumens	648	731	917	894
Delivered Intensisty cd	6962	5267	3033	1408
Delivered Lumens per circuit watt	44	49	62	60
Forward Volt	36V	36V	36V	36V
CRI	≥90 CRI	≥90 CRI	≥90 CRI	≥90 CRI

Apply these factors to 3000K for lumen output of other CCTs: 2200K x 0.65 / 2400K x 0.69 / 2700K x 0.98 / 4000K x 1.02.

Project Ref: _____ Location Ref: _____

Please only complete one of the following code builders

Non Fire Rated Code Builder

Fixture Order Code:

MX85010-PH

 - - - -

0

Fixture

MX85010-PH

Mix85 Pinhole Accent for LED

Installation ⁽¹⁾

TL1

Trimless for Full Skim

TL2

Trimless for Partial Skim ceilings (12-15mm total thickness)

TL3

Trimless for Solid Ceilings (12-15mm total thickness)

TL4 ⁽²⁾

Trimless for Partial Skim ceilings (25-28mm total thickness)

TL5 ⁽²⁾

Trimless for Solid Ceilings (25-28mm total thickness)

Finish

WH02

White RAL 9010

BK02

Black RAL 9005

RAL*

Custom RAL Colour*

ABR1

Antique Brass

ABZ1

Antique Bronze

PCH1

Polished Chrome

PNK1

Polished Nickel

PBR1

Polished Brass

IP Rating

54

IP54

65

IP65

Rating

0

No Fire Rating

Fire Rated Code Builder

Fixture Order Code:

MX85010-PH

 - - - -

FR

Fixture

MX85010-PH

Mix85 Pinhole Accent for LED

Installation ⁽¹⁾

TL1

Trimless for Full Skim

TL4 ⁽²⁾

Trimless for Partial Skim ceilings (25-28mm total thickness)

Finish

WH02

White RAL 9010

BK02

Black RAL 9005

RAL*

Custom RAL Colour*

ABR1

Antique Brass

ABZ1

Antique Bronze

PCH1

Polished Chrome

PNK1

Polished Nickel

PBR1

Polished Brass

IP Rating

54

IP54

65

IP65

Rating

FR ⁽³⁾

Fire Rated

⁽¹⁾ For any ceiling thickness or construction type not shown please contact Lucent

⁽²⁾ Adjustment may be limited in thicker ceiling constructions. Refer to installation instructions for details.

⁽³⁾ Tested and approved to EN 1363-1:2020 and EN 1365-2:2014 for 60 minutes fire rating.

Project Ref:_____

Location Ref:_____

Module Order Code:

LED51/3

 - -

LED

LED51/3

CCT

22 (4)

24 (4)

27

30

40 (4)

Beam

SP

MF

FL

WFL

LED50 ONE GEN 3

90 CRI 2200K

90 CRI 2400K

90 CRI 2700K

90 CRI 3000K

90 CRI 4000K

Spot

Medium Flood

Flood

Wide Flood

(4) contact Lucent for availability

Driver Options:

Protocol

S

A

P

D

B

Non-Dim

Analogue (0-10v)

Phase

DALI

Bluetooth**

Emergency Options:

Emergency

E

ED

ES

Maintained 3hr Emergency

Maintained 3hr DALI Self Test

Maintained 3hr Self Test

Installation Kit



TL1 Trimless Kit, full skim TL2 Trimless Kit, partial skim TL3 Trimless Kit, solid ceiling

Finish selection



Antique Brass



Antique Bronze



Polished Brass



Polished Nickel



Polished Chrome

Accessories




Honeycomb Louvre



Diffusing Lens



Frosted Lens



Heavy Spread Lens



Linear Spread Lens

Accessories Order Code:

- Louvre/Lens
- | | |
|------|--------------------|
| LL45 | Honeycomb Louvre |
| LLDF | Diffusing Lens |
| LLFR | Frosted Lens |
| LLLS | Linear Spread Lens |
| LLHS | Heavy Spread Lens |

Technical Details

*Custom RAL code must be specified. Custom RAL colours can increase prices and lead times

Dimming. Whilst Lucent can offer the majority of its luminaires with various dimming options, it remains the responsibility of the specifier/installer to check and ensure compatibility of any control equipment used. Additional cabling may be required depending on the dimming protocol specified.

**Bluetooth (wireless) is the communication method. The exact dimming protocol must be confirmed to allow the selection of suitable drivers or bluetooth devices.

^ Depth indicated is the minimum recess depth for the luminaire with a remote mounted LED driver. Installing a driver through either the luminaire cut-out or installation kit may require additional recess depth, please refer to the relevant luminaire installation instructions for further details. Data correct at time of publishing

First Fix Requirement. Luminaire comprised of fixture body with ceiling trim and installation kit, which is to be fitted into the ceiling once finished. Ensure correct alignment of the installation kit before final assembly (see luminaire installation instructions for details)

IP Rating. Tested from underside of the ceiling

Note that the picture of the finishes provided is for illustrative purposes only. The finishes may vary in colour, texture and appearance. Contact Lucent lighting Ltd for more information.

It is the policy of Lucent Lighting to continually review and improve its products and therefore reserve the right to change any details of product or withdraw specifications without prior notice.

Luminaires designed to comply with EN60598 and all other standards.

This specification sheet supersedes all previous versions.

All intellectual property rights pertaining to the product described above and to this document are owned by or licensed to Lucent Lighting Ltd.

We reserve the right to take whatever action is necessary to protect those intellectual property rights.

Please notify Lucent Lighting Ltd of any inaccuracies immediately. E&OE